

Kenmerken dwarsprofielen regionale keringen



Rijkswaterstaat
Ministerie van Infrastructuur en Milieu

RWS-dienst: Rijkswaterstaat Zuid-Nederland
Waterlichaam: Zuid-Willemsvaart

Identificatie dwarsprofiel	Kruinbreedte [m]	Kruinhoogte [m NAP]	Binnentalud	Buitentalud	Stabiliteitsberm	Voorland	Profieltype
ZN_dp_ZUWI_01	10.2	34.8	0.7	verticale wand	Nee	Nee	10
ZN_dp_ZUWI_02	11.2	36.5	0.2	verticale wand	Nee	Nee	10
ZN_dp_ZUWI_03	19.7	36.2	1.8	verticale wand	Nee	Ja	8
ZN_dp_ZUWI_04	14.1	34.3	0.9	verticale wand	Nee	Nee	10
ZN_dp_ZUWI_05	9.0	36.4	1.7	verticale wand	Nee	Nee	10
ZN_dp_ZUWI_06	8.3	36.7	6.2	verticale wand	Nee	Nee	10
ZN_dp_ZUWI_07	17.6	34.0	1.0	verticale wand	Nee	Nee	10
ZN_dp_ZUWI_08	22.0	29.1	1.4	verticale wand	Nee	Nee	5
ZN_dp_ZUWI_09	13.3	28.3	1.8	verticale wand	Ja	Nee	9
ZN_dp_ZUWI_10	12.8	26.0	1.3	verticale wand	Ja	Ja	8
ZN_dp_ZUWI_11	1.1	26.0	7.7	verticale wand	Ja	Nee	9
ZN_dp_ZUWI_12	7.7	28.6	1.2	verticale wand	Nee	Ja	8
ZN_dp_ZUWI_13	7.2	29.7	1.2	verticale wand	Nee	Ja	8
ZN_dp_ZUWI_14	19.8	23.4	1.0	verticale wand	Nee	Ja	8
ZN_dp_ZUWI_15	3.6	21.7	3.1	3.0	Ja	Nee	9
ZN_dp_ZUWI_16	11.6	21.6	8.1	niet van toepassing	Ja	Nee	6
ZN_dp_ZUWI_17	2.7	23.1	3.5	verticale wand	Nee	Nee	10
ZN_dp_ZUWI_18	7.8	21.6	7.5	2.5	Nee	Nee	1
ZN_dp_ZUWI_19	13.5	16.2	2.2	verticale wand	Nee	Nee	10
ZN_dp_ZUWI_20	14.5	15.7	6.5	verticale wand	Ja	Nee	9
ZN_dp_ZUWI_21	12.8	14.1	4.1	3.5	Ja	Nee	9
ZN_dp_ZUWI_22	6.6	13.6	1.5	verticale wand	Nee	Nee	10
ZN_dp_ZUWI_23	14.4	14.0	3.1	verticale wand	Ja	Nee	9
ZN_dp_ZUWI_24	20.1	15.3	1.9	verticale wand	Ja	Nee	9
ZN_dp_ZUWI_25	11.5	10.9	4.4	verticale wand	Nee	Nee	10
ZN_dp_ZUWI_26	8.7	11.5	8.2	verticale wand	Ja	Nee	9
ZN_dp_ZUWI_27	43.8	6.2	2.4	verticale wand	Ja	Nee	9
ZN_dp_ZUWI_28	19.5	6.3	3.6	verticale wand	Ja	Nee	9
ZN_dp_ZUWI_29	1.5	10.1	2.5	verticale wand	Ja	Nee	9
ZN_dp_ZUWI_30	1.6	10.1	3.2	verticale wand	Ja	Nee	9
ZN_dp_ZUWI_31	11.2	5.9	2.6	verticale wand	Nee	Nee	10
ZN_dp_ZUWI_32	8.7	10.3	1.8	verticale wand	Ja	Nee	9
ZN_dp_ZUWI_33	7.1	21.7	6.1	3.0	Nee	Nee	10
ZN_dp_ZUWI_34	12.3	15.9	4.7	niet van toepassing	Nee	Nee	10

Kenmerken dwarsprofielen regionale keringen



Rijkswaterstaat
Ministerie van Infrastructuur en Milieu

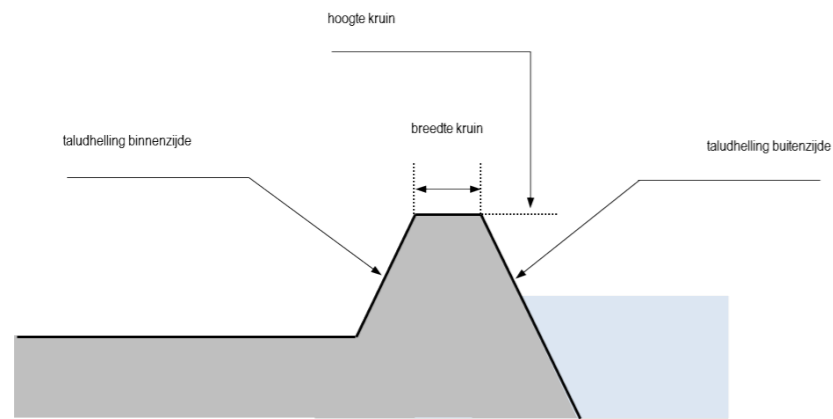
RWS-dienst: Rijkswaterstaat Zuid-Nederland
Waterlichaam: Zuid-Willemsvaart

Identificatie dwarsprofiel	Kruinbreedte [m]	Kruinhoogte [m NAP]	Binnentalud	Buitentalud	Stabiliteitsberm	Voorland	Profieltype
ZN_dp_ZUWI_35	niet van toepassing	5.9	niet van toepassing	verticale wand	Nee	Nee	10

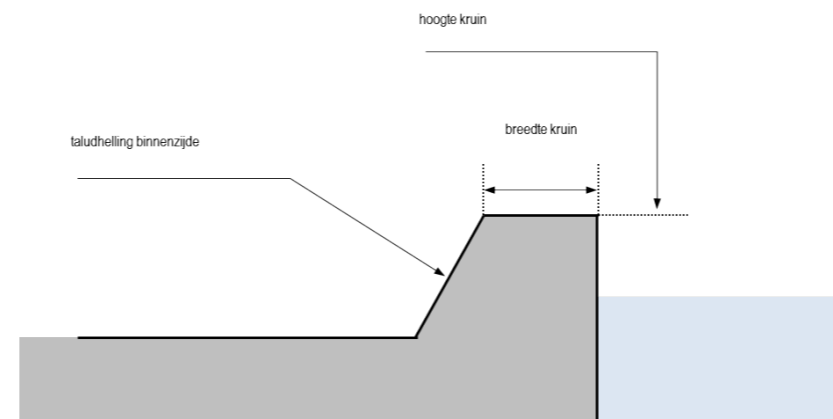


Overzicht dwarsprofieltypen regionale keringen

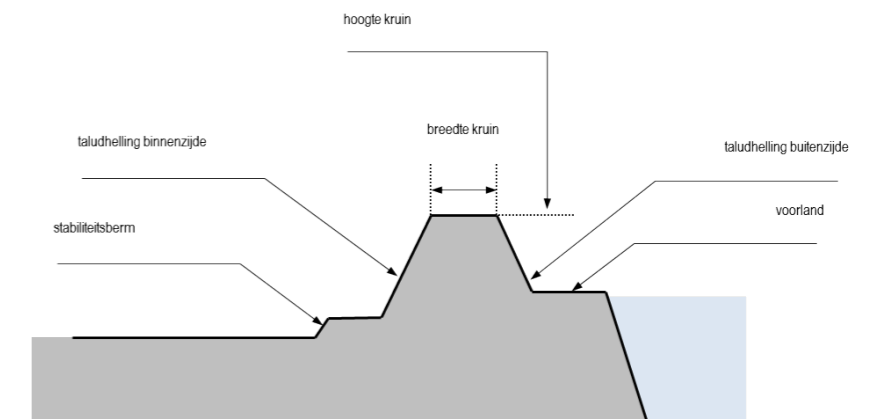
Dwarsprofieltype 1



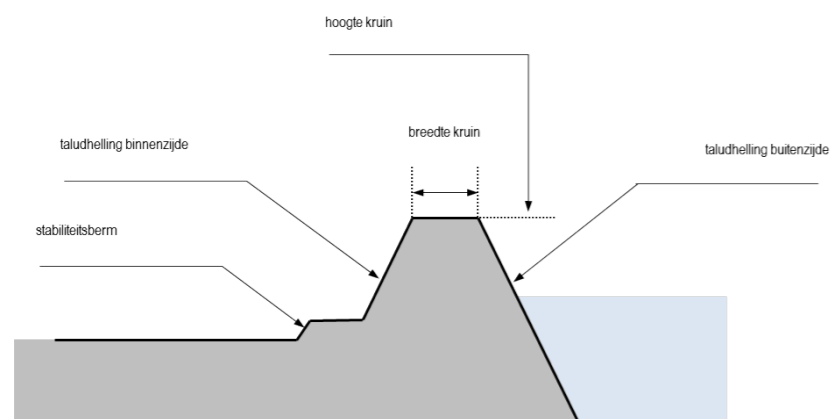
Dwarsprofieltype 5



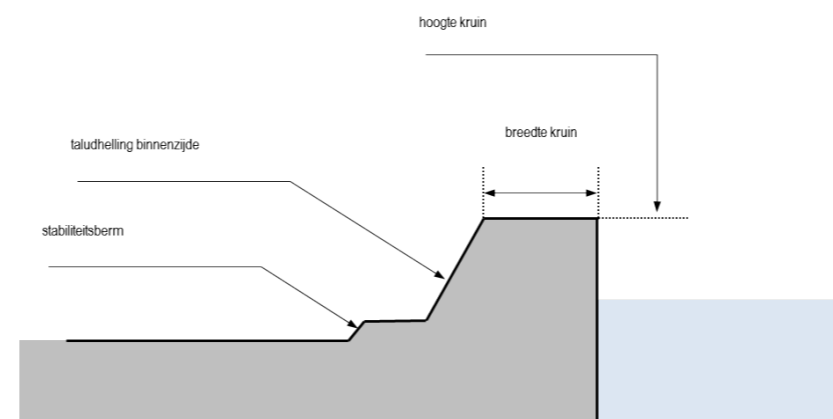
Dwarsprofieltype 3



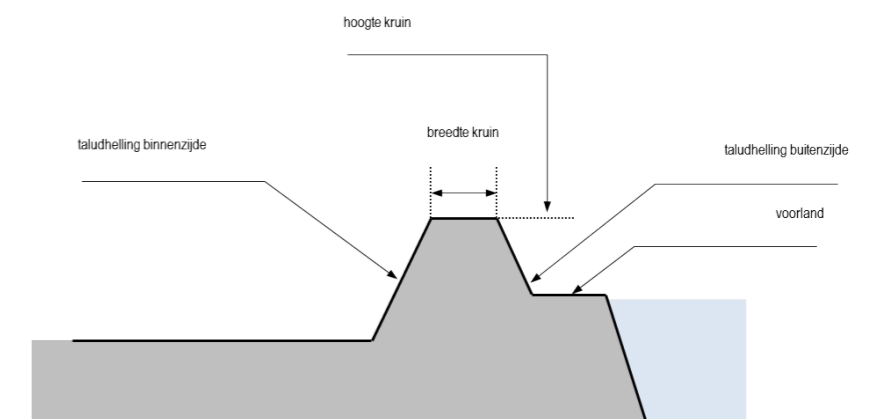
Dwarsprofieltype 2



Dwarsprofieltype 6



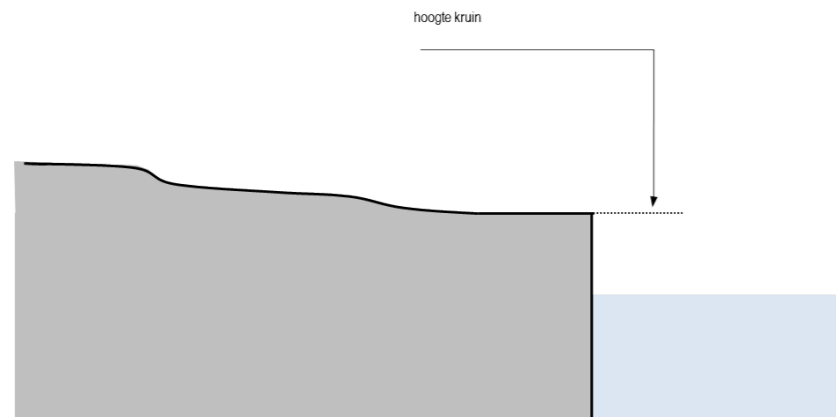
Dwarsprofieltype 4



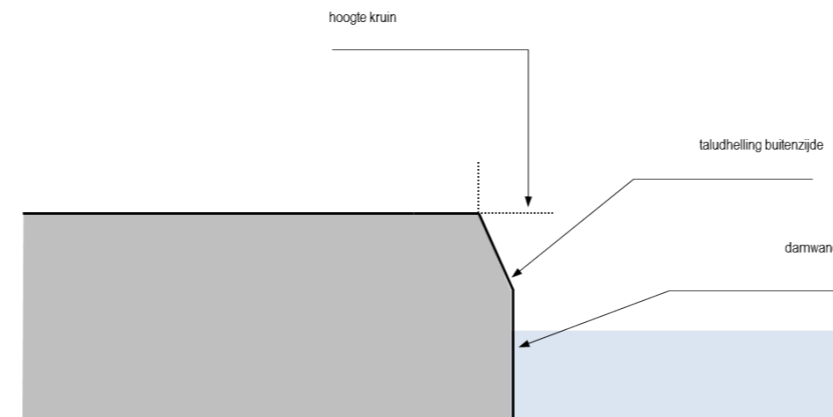


Overzicht dwarsprofieltypen regionale keringen

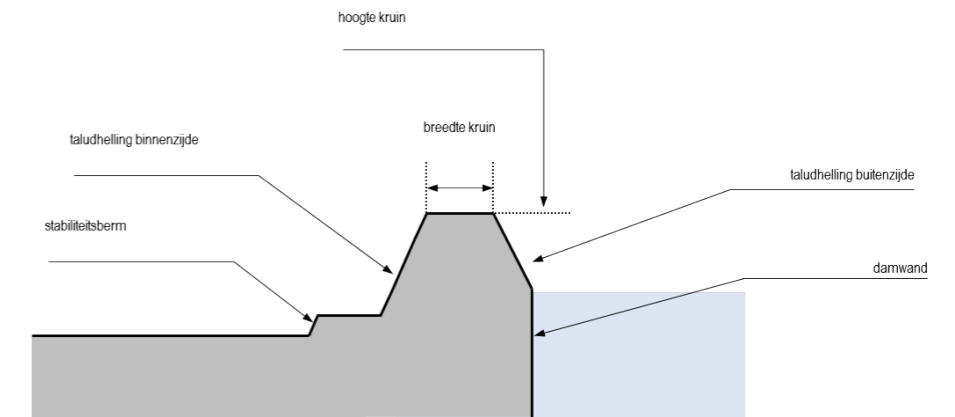
Dwarsprofieltype 7



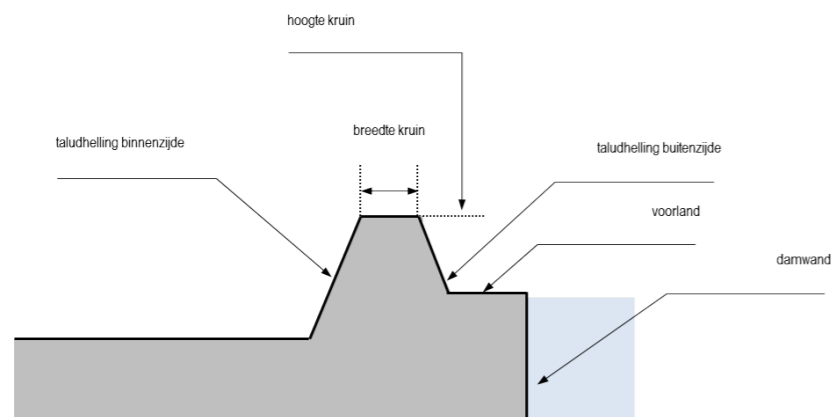
Dwarsprofieltype 11



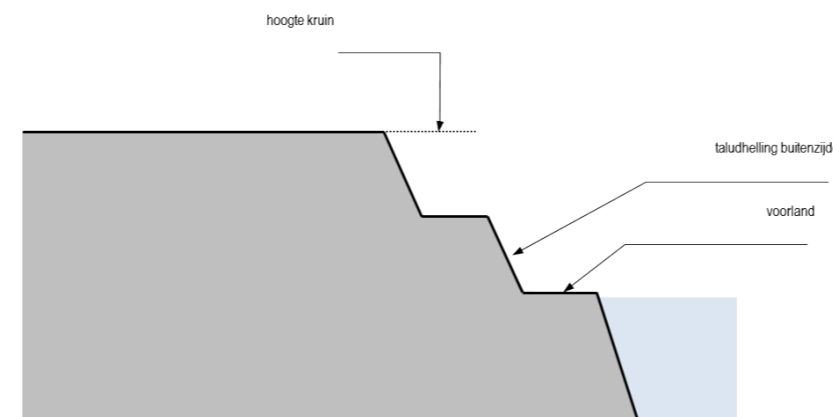
Dwarsprofieltype 9



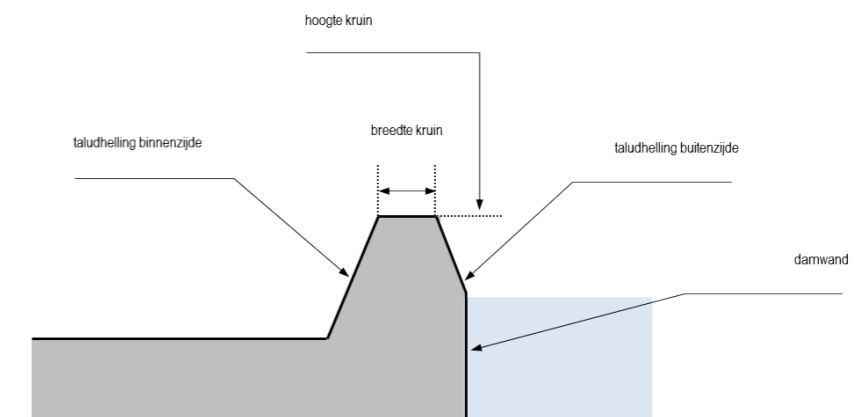
Dwarsprofieltype 8



Dwarsprofieltype 12



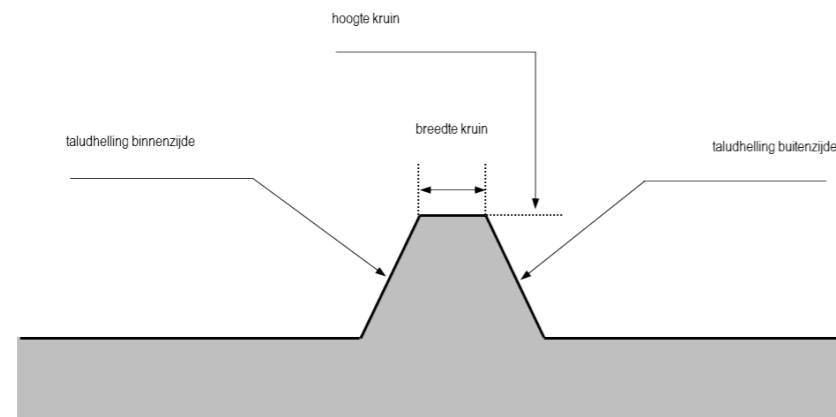
Dwarsprofieltype 10





Overzicht dwarsprofieltypen regionale keringen

Dwarsprofieltype 13



Dwarsprofieltype 14

